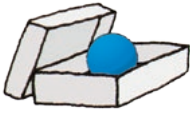




- Where is the blue ball? Draw it into the right place. –
Wo ist der blaue Ball? Zeichne ihn an die richtige Stelle!



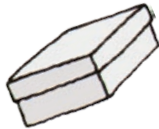
The ball is **in** the box.




The ball is **on** the box.




The ball is **in front of** the box.



The ball is **under** the box.



The ball is **next to** the box.



The ball is **behind** the box.



The ball is **between** two boxes.

► Where are the things? – Wo sind die Dinge?

in – on – on – under – behind – next to –
in front of – in front of



The white box is _____ the table.

The red ball is _____ the box.

The green ball is _____ the table.

The chair is _____ the table.


The dog is _____ the door.

The doll  is _____ the dog.

The hat is _____ the wardrobe.

The shoes are _____ the wardrobe.

► Right 👍 or wrong 👎? Mark ☒ the answer.



One cat is **next to** the oven.

One frog 🐸 is **on** the table

One frog is **in** the box.

A ladybird 🐞 is **on** the hat.

A mouse is **between** two books.

I see a spider **under** the table.

There is a ball **in front of** the witch.

A cat is **behind** the table.

The blue flower pot 🌿 is **on** the table.

right 👍

wrong 👎

☐ g

☐ m

☐ r

☐ a

☐ o

☐ e

☐ e

☐ s

☐ y

☐ n

☐ s

☐ i

☐ z

☐ o

☐ d

☐ u


☐ p

☐ f

Lösung: The _____ is on the stove.

- Tidy up. – Räume auf!
Wohin gehören die Dinge?
Verbinde passend!

Richtungsangaben
haben im Englischen oft
die Endsilbe „-to“:
I go **into** the house.



bathroom



bed



wardrobe



kitchen



table



garden

to – into – into – into – into – ~~onto~~

Put your bike _____ the _____.

Put the teddy bear **o n t o** your _____.

Put the chair _____ the _____.

Put the mirror _____ the _____.

Put the pullover _____ the _____.

Put the d **i n k** _____ the _____.

o o _____ !

